

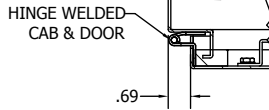
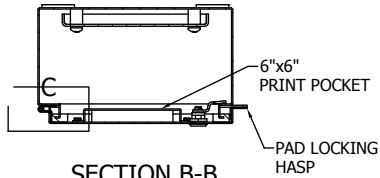
SECTION A-A

DOOR NOT SHOWN

ALUMINUM PANEL

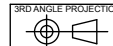
OPTIONS:

- Windows
- Drip Shields
- Floor Stands
- Painted Finishes
- Panel, Painted Steel



SECTION B-B

DETAIL C



01	PROTOTYPE RELEASE		2014/10/29	JGAO													
REV	ECN	DESCRIPTION	DATE	ENGINEER													
DIMENSIONS ARE IN INCHES: UNLESS OTHERWISE SPECIFIED TOLERANCES ARE: FRACTIONS DECIMALS ANGLES ± 1/16 .XXX ± 0.15 ± 1-		<table border="1"> <tr> <th colspan="3">REVISIONS</th> </tr> <tr> <td> </td> <td> </td> <td> </td> </tr> <tr> <td> </td> <td> </td> <td> </td> </tr> <tr> <td> </td> <td> </td> <td> </td> </tr> </table>		REVISIONS												THIS DRAWING CONTAINS PROPRIETARY INFORMATION AND IS THE PROPERTY OF APX ENCLOSURES, INC. AND SHALL NOT BE TRANSMITTED OR REPRODUCED OR USED AS THE BASIS FOR MANUFACTURE OR SALE WITHOUT PRIOR WRITTEN PERMISSION.	
REVISIONS																	
BEND RADIUS		CHECKED	JCAD	12/22/2014													
RIP BEND DEDUCTION																	
MATERIAL																	
SL 161206A0804X			SIZE														
			DWG. NO.	1-600-000038													
			SCALE	SHEET 1 OF 1													