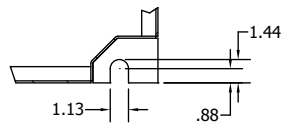
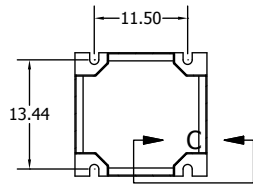
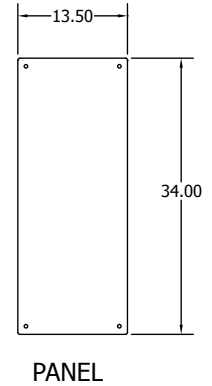
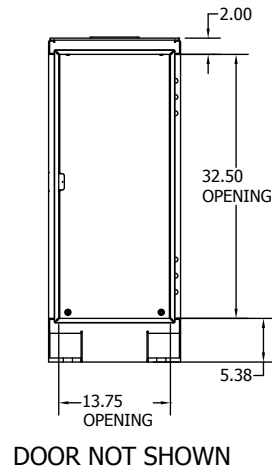
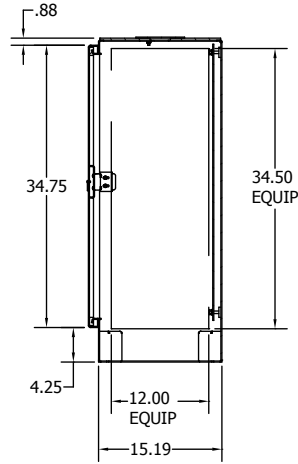
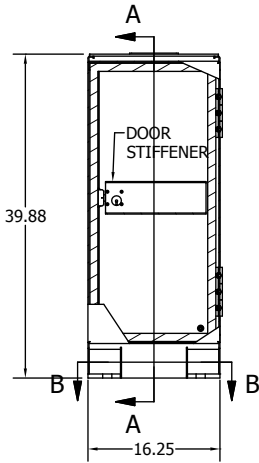


4

3

2

1

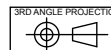


DOOR NOT SHOWN

**OPTIONS:**

- Windows
- Floor Stands
- Painted Finishes
- Panel, Painted Steel
- "B" Size Switch Compartment

01	PROTOTYPE RELEASE		2012/2/23	JGAO	
REV	ECN	DESCRIPTION	DATE	ENGINEER	
REVISIONS					
DIMENSIONS ARE IN INCHES.		THIS DRAWING CONTAINS PROPRIETARY INFORMATION AND IS THE PROPERTY OF APX ENCLOSURES, INC. AND SHALL NOT BE TRANSMITTED OR REPRODUCED OR USED AS THE BASIS FOR MANUFACTURE OR SALE WITHOUT PRIOR WRITTEN PERMISSION.			
UNLESS OTHERWISE SPECIFIED TOLERANCES ARE:					
FRACTIONS	DECIMALS				ANGLES
± 1/16	XXX.XX15				±1°
BY	JGAO	20120223	TCPE401615A1253R		
90° BEND RADIUS			SIZE	DWG. NO. 1-850-00001	
90° BEND DEDUCTION	49.46 lbmass		REV	01	
SCALE:			SHEET 1 OF 1		



4

3

2

1